



Installation and operating manual

Hands-free car kit - Connection kit
THB Privacy Handset for mobile phones

GB Important instructions

Dear customer,

Congratulation on purchasing an article of the THB Bury accessory range. You have chosen a high quality product that is extremely easy to use. All aspects of THB Bury production through to sales and service are subject to strict quality management according to DIN EN ISO 9001. All THB Bury hands-free car kits meet CE and e1 security standards. Furthermore, we provide a two-year warranty on all components. Please read the operating manual carefully so that you can fully enjoy your THB Bury hands-free car kit.

If you have any further questions concerning installation or operation of your car kit, please contact your dealer. He will be happy to give you reliable advice. Please contact our hotline in especially urgent cases. You will find the telephone and fax number on the bottom of the title page of the operating manual.

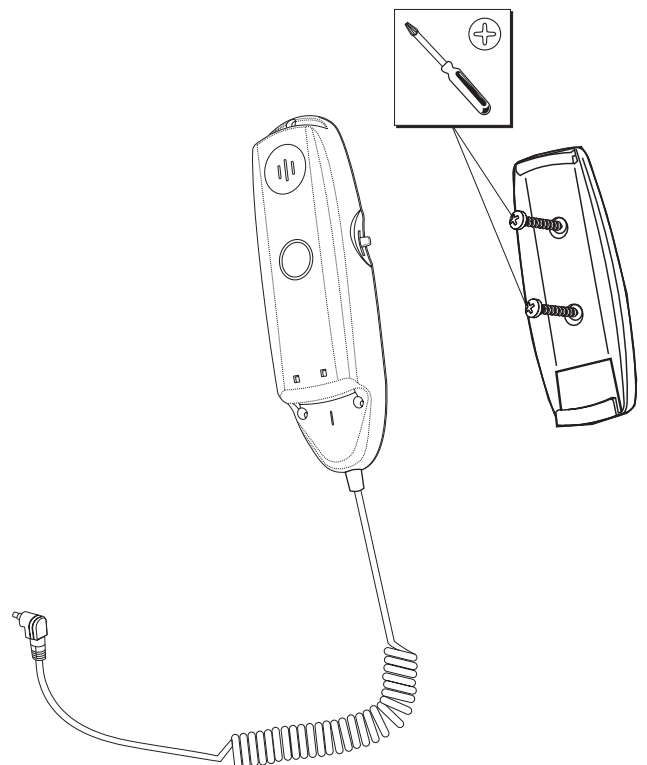
THB Bury wishes you a great deal of pleasure with your new hands-free car kit. Please drive carefully.

Safety and liability: We will not be liable for damages and defects caused by improper handling. Therefore do not expose the device to moisture, extreme temperatures or shocks. Do not mount the device in a person impact zone of the passenger compartment or in airbag unfolding area. Do not attempt to operate the system when you have noticed a defect but contact your dealer. Attempts to repair the system by unqualified personnel can be dangerous to the user. For this reason, only qualified staff is authorized to carry through inspections. **While driving, use your telephone exclusively with the hands-free car kit in hands-free mode.** The charging process of the mobile phone battery starts when the ignition is turned on and after the insertion of the mobile phone in the hands-free device. It ends when the mobile phone is removed from its station or one hour after the ignition is turned off. Hands-free devices, which are permanently supplied with electrical power by means of the cigarette lighter are an exception to this. Even if the battery is fully charged, the charging electronics of the hands-free device checks permanently the charging status and thus uses power from the vehicle battery. We recommend that your mobile phone is removed from the telephone holder when leaving your vehicle for longer periods. This will protect your battery and avoid any unnecessary problems with your insurance company in case of theft.

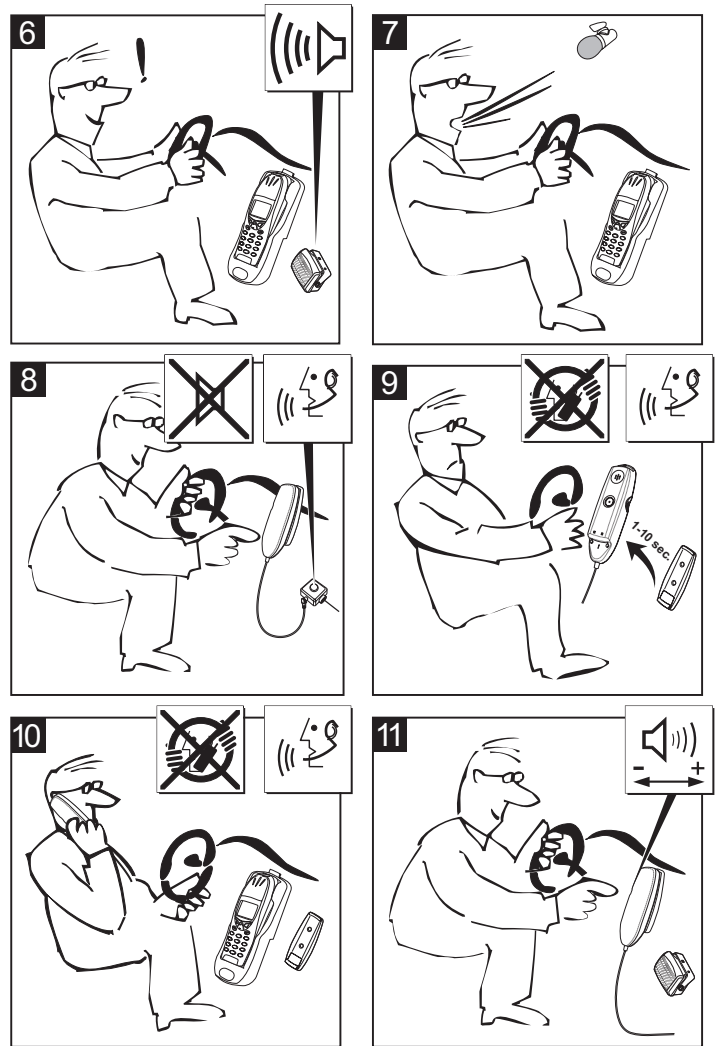
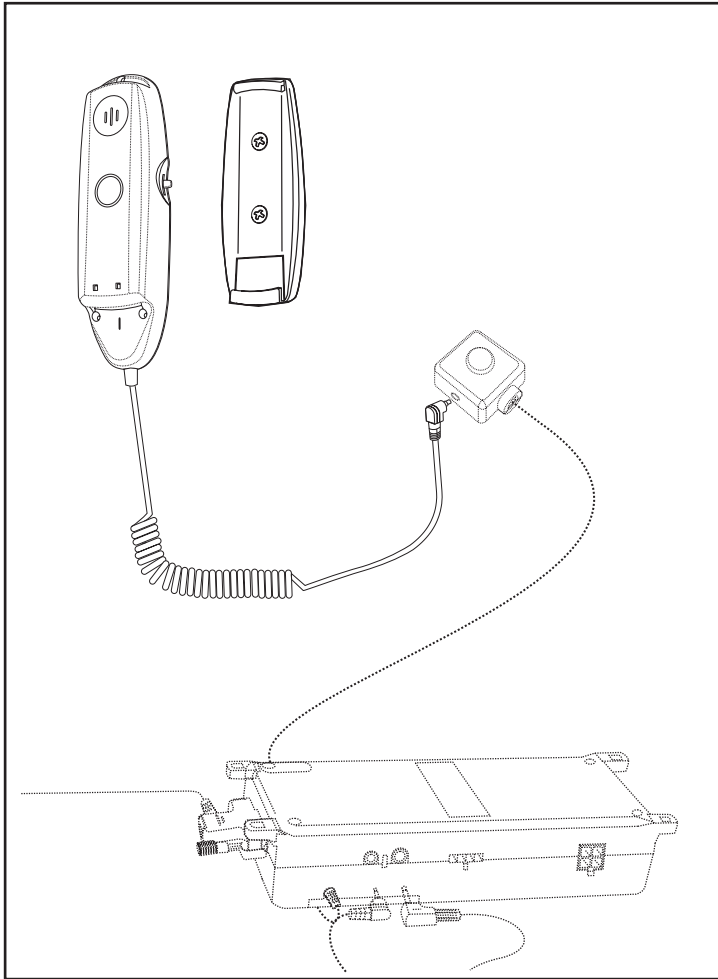
Free Call THB-Hotline: 00800-842-468-5463 / THB-Faxline: 00800-842-329-5463
00800-THB-HOTLINE 00800-THB-FAXLINE

U.K. Low Tariff THB-Hotline: 0870-870-7410 / THB-Faxline: 0870-870-7412

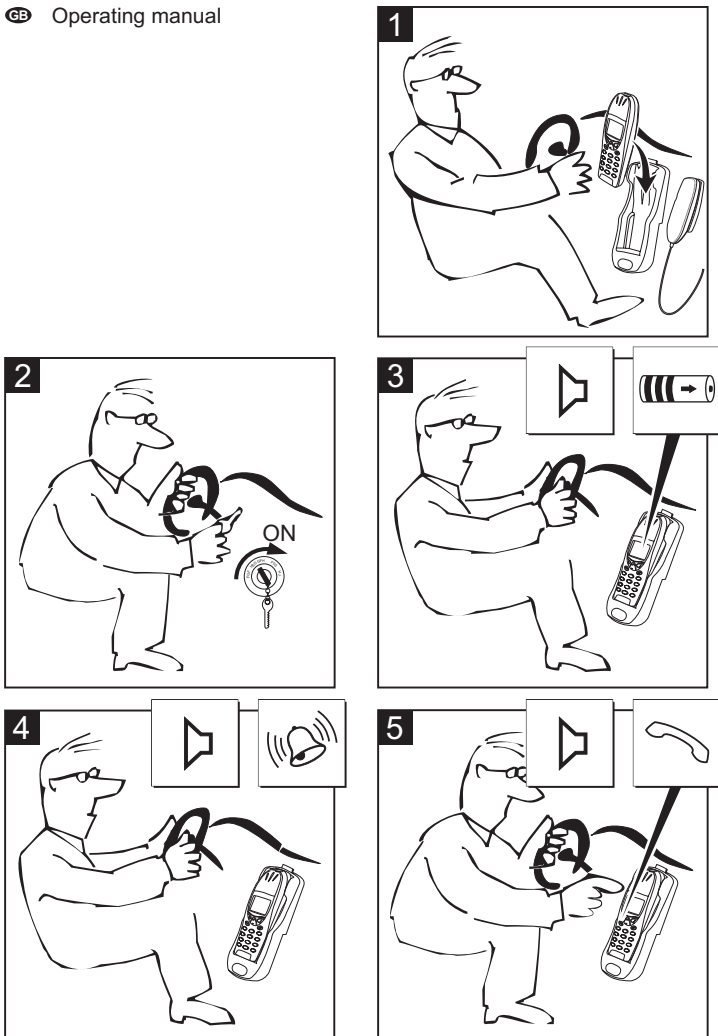
GB Scope of supply














GB Installation overview



GB Operating manual



GB Caption

	Avoid exposure to moisture		Incoming call signal
	Avoid extreme temperatures		Screwdriver
	Avoid airbag and impact zones		Answering/answering a call
	Private mode		Ending a call
	Making a call while driving		Hands-free mode
	Volume control		